


Low Cost Single Point Load Cell



FEATURES

- Capacities 10 - 30kg
- Aluminum construction
- Single point 400 x 400mm platform
- OIML R60 approved
- IP66 protection
- Available with metric and UNC threads

OPTIONAL FEATURES

- EEx ia IIC T4 hazardous area approval
- High stiffness version available for dynamic weighing applications

DESCRIPTION

Model 1033 is a low profile single point load cell designed for direct mounting of low cost weighing platforms.

Its small physical size, combined with high accuracy and low cost, makes this load cell ideally suited for retail, bench and counting scales.

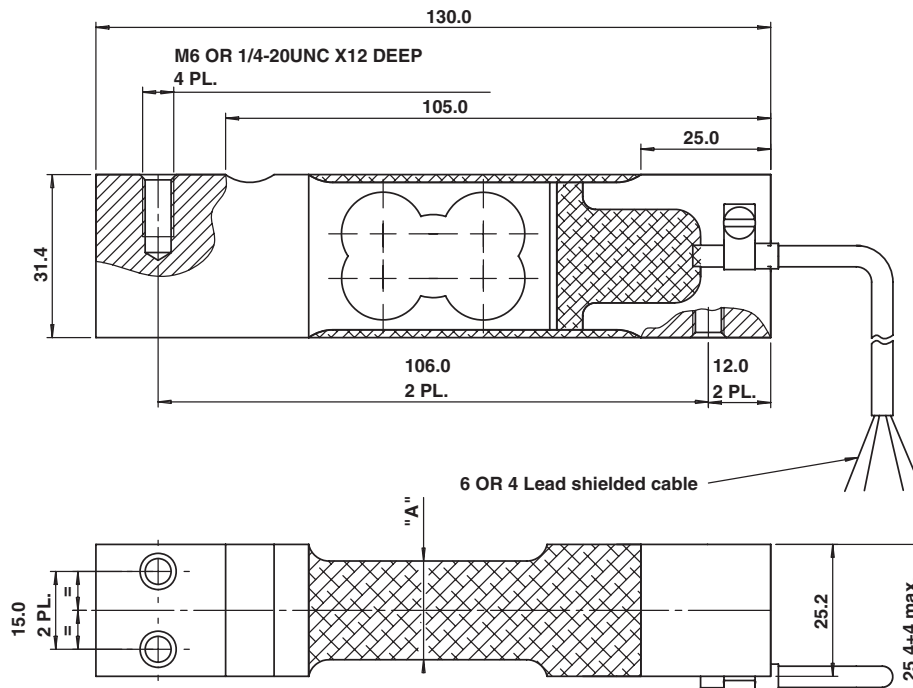
A humidity resistant protective coating assures long term stability over the entire compensated temperature range.

The two additional sense wires feed back the voltage reaching the load cell. Complete compensation of changes in lead resistance due to temperature change and/or cable extension, is achieved by feeding this voltage into the appropriate electronics.

APPLICATIONS

- Bench scales
- Counting scales
- Grocery scales

OUTLINE DIMENSIONS in millimeters



CAPACITY Kg.	"A"
10	19
20 - 30	25.2

SPECIFICATIONS

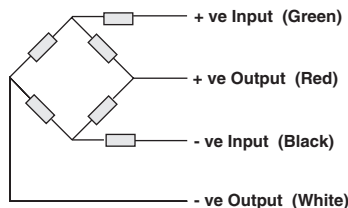
PARAMETER	VALUE			UNIT
Rated capacity-R.C. (E_{max})	10, 15, 30			kg
OIML Accuracy class	Non-Approved	C3*	C6**	
Maximum no. of intervals (n)	1000	3000	6000	
$Y = E_{max}/V_{min}$	2000	10000	15000	Maximum available
Rated output-R.O.	2.0			mV/V
Rated output tolerance	0.2			±mV/V
Zero balance	0.2			+mV/V
Zero Return, 30 min.	0.0300	0.0170	0.0083	±% of applied load
Total Error	0.0500	0.0200	0.0100	±% of rated output
Temperature effect on zero	0.0100	0.0023	0.0014	±% of rated output/°C
Temperature effect on output	0.0030	0.0010	0.00058	±% of applied load/°C
Eccentric loading error	0.0057	0.0057	0.0024	±% of rated load/cm
Temperature range, compensated	-10 to +40			°C
Temperature range, safe	-20 to +70			°C
Maximum safe central overload	150			% of R.C.
Ultimate central overload	300			% of R.C.
Excitation, recommended	10			Vdc or Vac rms
Excitation, maximum	15			Vdc or Vac rms
Input impedance	415±15			Ohms
Output impedance	350±3			Ohms
Insulation resistance	>2000			Mega-Ohms
Cable length	0.5			m
Cable type	4 wire, PVC, single floating screen			Standard
Construction	Aluminum			
Environmental protection	IP66			
Platform size (max)	400 x 400			mm
Recommended torque	7.0			N*m

* 50% utilization

** 60% utilization

Wiring Schematic Diagram

(Balanced temperature compensation)


VISHAY TRANSDUCERS (VT) SALES OFFICES

VT Americas
 City of Industry, CA
 PH: +1-626-858-8899
 FAX: +1-626-332-3418
 vt.us@vishaymg.com

VT Netherlands
 Breda
 PH: +31-76-548-0700
 FAX: +31-76-541-2854
 vt.nl@vishaymg.com

VMG UK
 Basingstoke
 PH: +44-125-646-2131
 FAX: +44-125-647-1441
 vt.uk@vishaymg.com

VMG Israel
 Netanya
 PH: +972-9-863-8888
 FAX: +972-9-863-8800
 vt.il@vishaymg.com

VMG Germany
 Heilbronn
 PH: +49-7131-3901-260
 FAX: +49-7131-3901-2666
 vt.de@vishaymg.com

VT China
 Tianjin
 PH: +86-22-2835-3503
 FAX: +86-22-2835-7261
 vt.prc@vishaymg.com

VMG France
 Chartres
 PH: +33-2-37-33-31-20
 FAX: +33-2-37-33-31-29
 vt.fr@vishaymg.com

VT Taiwan*
 Taipei
 PH: +886-2-2696-0168
 FAX: +886-2-2696-4965
 vt.roc@vishaymg.com
 *Asia except China